

SINGLE-SPHERE HIGH-PRESSURE RUBBER EXPANSION JOINT

With Floating Flanges

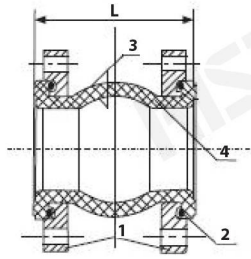


Fig. KS



KISTLER Series KS

Spherical moulded expansion joints are designed for piping systems to absorb pipe movements, relieve stress, reduce system noise/vibration, compensate for misalignment/offset and to protect rotating mechanical equipment against start-up surge forces. Single sphere bellows are inherently stronger than the conventional hand-built style spool arch type. The spherical design reduces turbulence, sediment build-up and allows smooth, quiet flow. Internal pressure within a "sphere" is exerted evenly in all directions, distributing forces evenly over a large area. The floating metal flanges on the expansion joint freely rotate for easy installation, compensating for mating flange misalignment.

Series KS connectors have EPDM cover, providing excellent resistance to sunlight, ozone, oxidation and resistant. The unit has EPDM tube, which is good for hot & cold water service and mild chemicals. With a temperature range of -20°C to 100°C, the standard size range from 1.1/4" to 12" I.D. can be with working pressure at 300 psi. and size 14" to 48" have working pressure at 150 psi.

MATERIALS

ITEM NO.	DESCRIPTION	MATERIAL
1	Flange	Carbon Steel / Stainless Steel
2	Wire	Carbon Steel Wire
3	Elastomer	Synthetic Rubber (EPDM)
4	Reinforcing Fabric	Nylon Cord Fabric

TECHNICAL CONDITION

Model	KS	
Size I.D.	1.1/4" - 12"	14" - 48"
Working Pressure	300 psi.	150 psi.
Burst Pressure	775 psi.	342 psi.
Vacuum Rating	650 mm/Hg	
Temperature	-20°C to 100°C	

ALLOWABLE MOVEMENTS

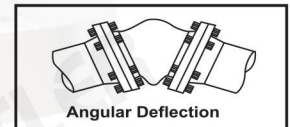
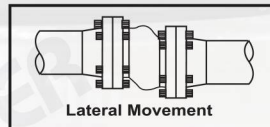
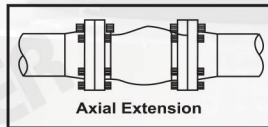
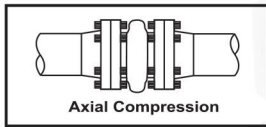


TABLE OF MAIN PARAMETERS OF NORMAL CORE DIAMETER, LENGTH, DISPLACEMENT VALUE

Normal core diameter DN		Length (L) (mm.)	Axial displacement		Lateral (mm.)	Angular
(mm.)	(inch.)		Compression (mm.)	Extension (mm.)		
32	1.1/4"	95	9	6	9	15°
40	1.1/2"	95	10	6	9	15°
50	2"	105	10	7	10	15°
65	2.1/2"	115	13	7	11	15°
80	3"	135	15	8	12	15°
100	4"	150	19	10	13	15°
125	5"	165	19	12	13	15°
150	6"	180	20	12	14	15°
200	8"	210	25	16	22	15°
250	10"	230	25	16	22	15°
300	12"	245	25	16	22	15°
350	14"	255	25	16	22	15°
400	16"	255	25	16	22	15°
450	18"	255	25	16	22	15°
500	20"	255	25	16	22	15°
600	24"	260	25	16	22	15°
700	28"	260	25	16	22	10°
800	32"	260	25	16	22	10°
900	36"	260	25	16	22	10°
1000	40"	260	25	16	22	10°
1200	48"	260	26	18	24	10°

- NOTE :**
1. Standard material is EPDM. The products are not applicable to oil. Other kinds of rubber material are optional.
 2. Standard rated working pressure is 20 bars (up to 300 mm.) and 10 bars (for larger size than 300 mm.)
 3. Applicable fluids : Air, Compressed air, water, sea water, hot water, weak acid, alkalis, etc.
 4. Flange drilling : JIS, DIN, ANSI, BS and other standard drilling for your specification.
 5. Tolerances for installation should not over 30% of Allowable movements.